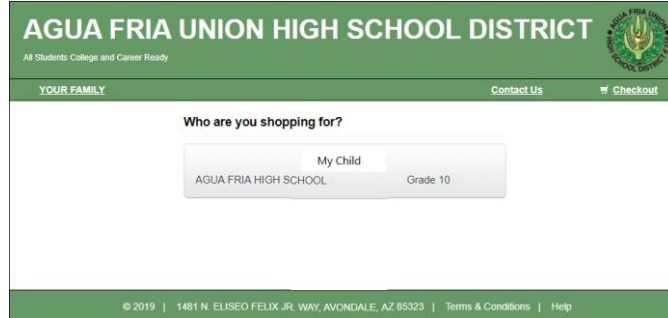


How to Pay Device Protection Online

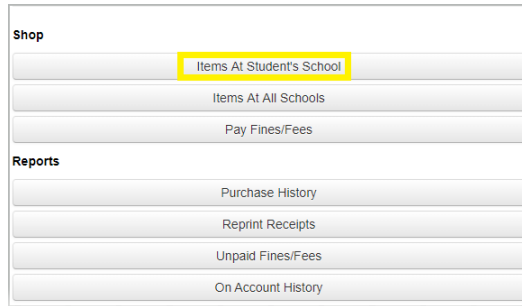
1. Visit <https://az-aguafria.intouchrecepting.com/> You will need your ParentVUE username or the email address associated with your ParentVUE account to set up your online payment portal account password. **If you do not have a ParentVue set up then log in using the following:**

Username: Student ID
Password: Last Name (first letter capitalized)

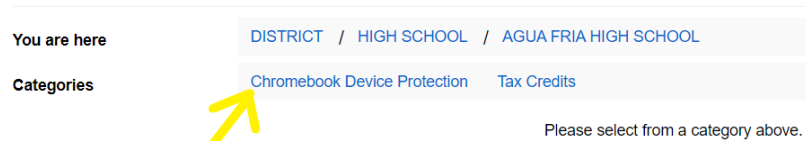
2. Click on the student you will be making the payment for. If you have multiple students, you will see them under “Your Family”.



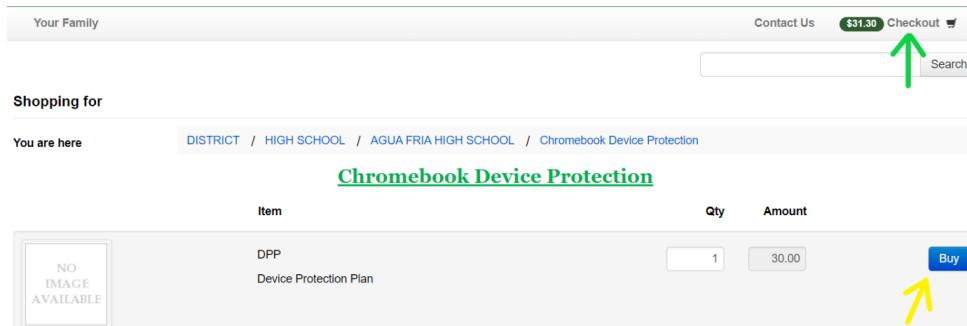
3. Click on “Items At Student’s School”.



4. Click on “Chromebook Device Protection”.



5. Click on “Buy” then “Checkout” to view Your Cart.



6. Click on “Checkout” again to be taken to the Payment Screen.

