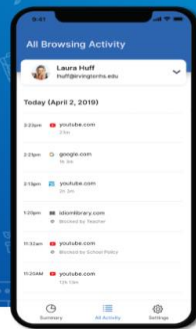
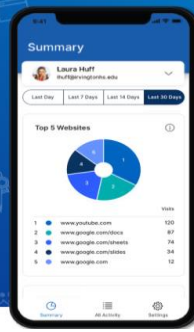


NOW AVAILABLE

GoGuardian Parent App

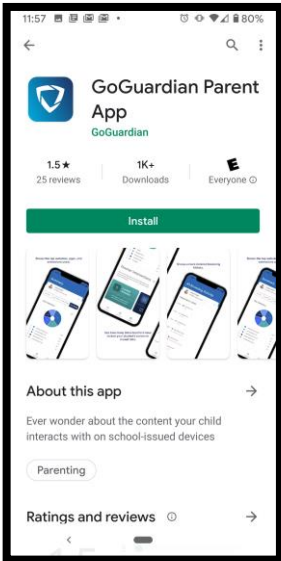
Informed parents. Engaged students.



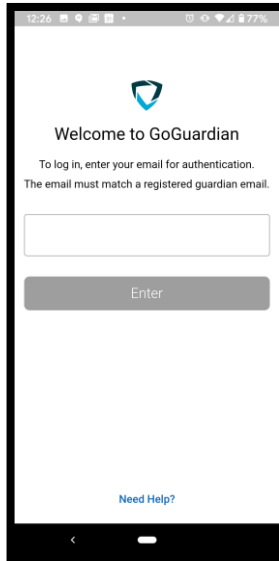
12 Tabs Opened
of times a tab was opened for the student

12 Tabs Closed
of times a tab was closed for the student

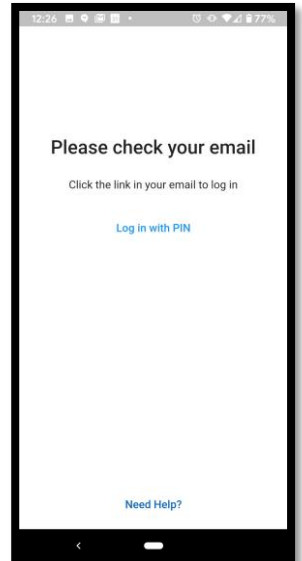
0 Locked Screens
of times a locked device was locked for any reason



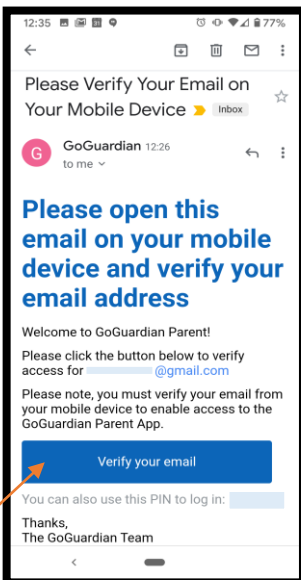
1. Search for “GoGuardian Parent App” in your phone’s app store



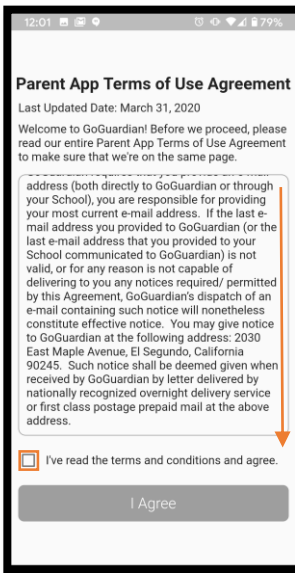
2. Enter the same email address you have on file with the school/ParentVue.



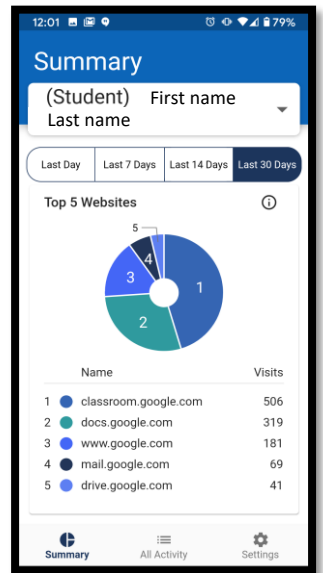
3. Check your email inbox, using the same phone where the app is downloaded.



4. Select “Verify your email”



5. Read/Scroll to the bottom of the terms of use agreement. (The list of terms is long.)



6. You will automatically see the browsing activity for the students associated with your email address/ParentVue account.